

hoddala

PRESENT

The logo for 'Ciao Creation' features a stylized handprint on the left, composed of several colored dots in shades of pink, blue, green, and yellow. To the right of the handprint, the word 'Ciao' is written in a bold, rounded font, with 'C' in light blue, 'i' in pink, 'a' in pink, and 'o' in pink. Below 'Ciao', the word 'Creation' is written in a bold, rounded font, with 'C' in light blue and 'reation' in green.

Ciao
Creation





CIAO CREATION - Your Partner in Metal Accessory Applications

History

Ciao Creation represents the result of almost 50 years of expertise in metal accessories. Its foundation lies in the tradition of creating custom jewelry accessories tailored for top-tier luxury fashion brands, spanning clothing, footwear, and bags. Today, it has expanded its offerings to cater to the needs of DIY enthusiasts and individuals with a passion for creative self-expression. All our products are proudly manufactured in Taiwan.

Brand

Ciao Creation blends artistry with innovation to deliver eye-catching and exquisite metal accessories. Our products are eco-friendly and health-conscious, made with nickel and lead-free materials. Embrace style with a conscience and join us in celebrating beauty and sustainability.



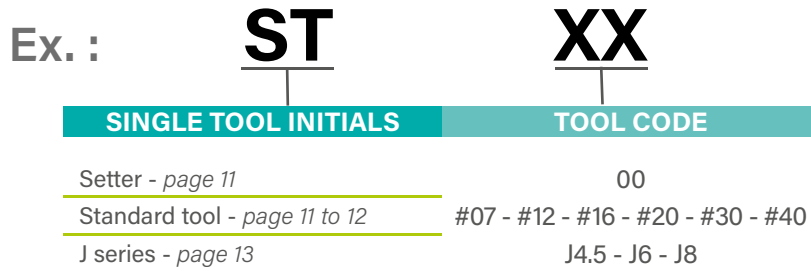
INDEX

Reference Code Guide	6
Tools	7
Instructions for Application.....	8
Tool Set Solutions.....	9
Single Tools.....	10
Optional Tools.....	14
Nailheads.....	15
Flat.....	16
Cone	17
Pearl.....	18
Coated pearl #20	19
Filigree.....	20
Hexagon	21
Spike.....	22
Ringlet.....	23
Crown.....	24
Florentine	25
Star	26
J Series Nailheads.....	27
Faceted Rhinestone.....	28
Cabochon	29

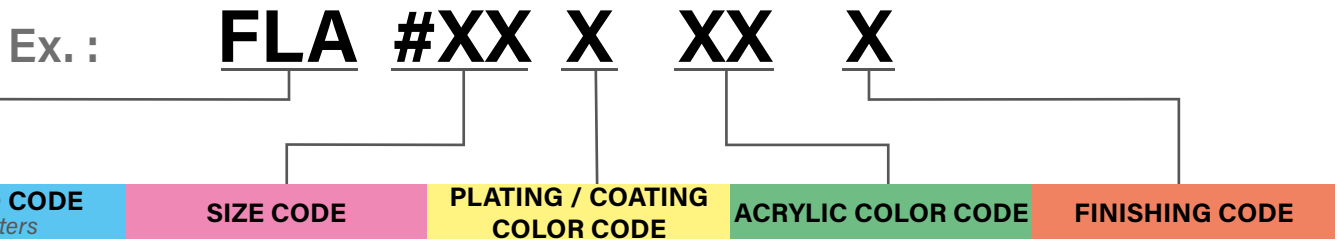
Starter Kits	30
Animal Kit A	30
Animal Kit B	30
Shape Kit A	31
Shape Kit B	31
Templates	32
Animal Templates	33
Fruits Templates	35
Pattern Templates	36
Multi Tool Pattern Templates	38
Letters Templates	39
Retail Display Solution	41

To place an order with the reference code, follow the instructions below.

Tool Reference Code



Nailhead Reference Code



Classic

FLA - Flat

CON - Cone

PEA - Pearl

#07

FIL - Filigree

#12

HEX - Hexagon

#16

SPI - Spike

#20

RIN - Ringlet

#30

CRO - Crown

#40

FLO - Florentine

STA - Star



G = Gold



N = Nickel



BN = Black Nickel



Pearl #20 only

J series

FAC - Faceted

J4.5

CAB - Cabochon

J6

J8



Refer to Nailhead Sections to see the full color palette

T = transparent

R = reflection

Nailhead Applicator Tool

Achieve consistently uniform results with minimal effort, all while safeguarding your fabrics. Our technology eliminates surface scratches and fabric snagging, ensuring a flawless finish every time.

The tool set includes:

a. Setter / *zinc alloy.*

b. Bottom die / *steel.*


c. Top die / *aluminium.*

d. Rod / *steel.*



CREATIVE TOOL OF THE YEAR, 2ND PLACE

Creative Impulse 2020,
Creativeworld exhibition in Germany.



Follow the instructions below to create your nailhead designs with ease!

Scan the QR code to view video instructions.



A / Before application

1. > 3. Insert the nailhead completely into the upper die.



4. Place the reusable template on the material surface.




B / Tool setup

5. Put the material into the setter.



6. Align the upper die with the template hole.



C / Application process

 To avoid damaging the material, please test the hitting pressure with the hammer before use.


7. Insert the rod and hold it firmly.

Use the hammer to strike the rod with the proper force.

Repeat the process until the pattern is completed.



8. Remove the reusable template.



Our product line offers a diverse range of tool set solutions to meet all client needs.

Please contact us for the detailed MOQ.

Tool Set Solution 01



Content	Setter #20 rod #20 top die #20 bottom die
Packaging material	Cardboard box
Specs	10 x 2,3 x 3,5 cm
Product code	TSS 01

Tool Set Solution 03

Content	Setter J4.5 J6 J8 rod J4.5 J6 J8 top die J4.5 J6 J8 bottom die
Packaging material	PP box
Specs	15,5 x 8,5 x 2,5 cm
Product code	TSS 03



Tool Set Solution 06



Content	Setter #07 #12 #16 #20 #30 #40 rod #07 #12 #16 #20 #30 #40 top die #07 #12 #16 #20 #30 #40 bottom die
Packaging material	Plastic box
Specs	18 x 11,5 x 4,5 cm
Product code	TSS 06

Enhance your toolkit with our premium single tool set! Each piece is packaged in eco-friendly, compact 10 x 2,3 x 3,5 cm cardboard boxes, ready for immediate use.

Please contact us for the detailed MOQ.



Ciao Creation provides an extensive array of tool sizes designed to accommodate a broad assortment of studs. Each tool within the set is adorned with a color-coded band for identification.

Reference

Ex. :

ST

Single Tool Initials

#XX

Choose the tool code

Standard Tool Sizes

Single Setter



Setter 00

Dimension 10 x 2 x 3 cm

Weight 114,5 g



Tool #07

Dimension 6 x 2 cm

Weight 36,95 g



Tool #12

Dimension 6 x 2 cm

Weight 36,95 g

Reference

Ex. :

ST

Single Tool Initials

#XX

Choose the tool code

**Tool #16**

Dimension 6 x 2 cm

Weight 36,95 g

**Tool #20**

Dimension 6 x 2 cm

Weight 36,95 g

**Tool #30**

Dimension 6 x 2 cm

Weight 36,95 g

**Tool #40**

Dimension 6 x 2 cm

Weight 82,15 g

Reference

Ex. :

ST

Single Tool Initials

JXX

Choose the tool code

J Series Tool Sizes

**Tool J4.5**

Dimension 6 x 2 cm

Weight 33,5 g

**Tool J6**

Dimension 6 x 2 cm

Weight 33,85 g

**Tool J8**

Dimension 6 x 2 cm

Weight 50 g

Ciao Creation offers several optional add-on tools for our dedicated brand enthusiasts. While our Wooden Hammer and Cork Working Pad are tailored for a premium experience, rest assured that your household hammer pairs perfectly well with our Nailhead Applicator Tool.

Please contact us for the detailed MOQ.



Hammer

Dimension:

length	20 cm
width	6,4 cm
Ø	3,5 cm

Weight 59,2 g

Product code OTHA



Working Pad

Dimension 25 x 30,5 cm

Weight 81,4 g

Product code OTWP



Characteristics

A wide selection of high-quality studs made of Taiwanese fine brass with nickel-free plating. Available in diverse styles, shapes, and sizes. Each piece features a protective coating to guard against rust and color alteration.

Crafted through a sustainable manufacturing process, our nailheads are engineered for durability and are comprised entirely of non-plastic materials. These nailheads not only minimize environmental impact but also offer unparalleled strength and longevity.

Meeting international standards such as CPSIA, REACH or Oeko-tek.

Features: ANTI-Oxidation, Nickel-Free, Lead-Free, Non-Azo colors.

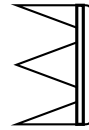

Applications: leather, cardstock, fabric, denim, vegan washable paper, plastic material.

Please contact us for the detailed MOQ.



Experience hassle-free storage with our neatly organized 4 x 4 x 2,5 cm stud boxes. Depending on the size, each box contains from 70 to 500 uniformly sized and type-specific studs and features a sample stud on the lid for quick identification.

FLAT



Reference

Ex. :







FLA #XX X

Use the first 3 letters
of the nailhead name

Choose the size code

Choose the plating
color code

Sizes

						
Size code	#07	#12	#16	#20	#30	#40
Nailhead Ø ≈	2,2 mm	3,4 mm	4,2 mm	5,4 mm	6,4 mm	8,8 mm
Max. material thickness for application ≈	1,2 mm	1,3 mm	1,6 mm	1,6 mm	1,8 mm	2,2 mm
Nailhead protrusion after application ≈	0,8 mm	1,2 mm	1,2 mm	1,25 mm	1,25 mm	1,35 mm

Plating color code



G = Gold



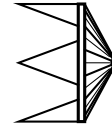

N = Nickel



BN = Black Nickel



CONE



Reference

Ex. :

CON #XX X

Use the first 3 letters
of the nailhead name

Choose the size code

Choose the plating
color code

Sizes

Size code	#20	#30
Nailhead Ø ≈	5,4 mm	6,4 mm
Max. material thickness for application ≈	1,45 mm	2,25 mm
Nailhead protrusion after application ≈	2,05 mm	2,7 mm

Plating color code



G = Gold



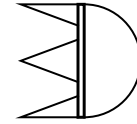

N = Nickel



BN = Black Nickel



PEARL



Reference







Ex. :

PEA #XX XUse the first 3 letters
of the nailhead name

Choose the size code

Choose the plating
color code

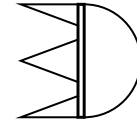

Sizes

						
Size code	#07	#12	#16	#20	#30	#40
Nailhead Ø ≈	2,2 mm	3,4 mm	4,2 mm	5,4 mm	6,4 mm	8,8 mm
Max. material thickness for application ≈	1,2 mm	1,3 mm	1,6 mm	2,2 mm	2,2 mm	2,2 mm
Nailhead protrusion after application ≈	1,2 mm	1,55 mm	1,9 mm	2,2 mm	2,5 mm	3,5 mm

Plating color code

**G = Gold****N = Nickel****BN = Black Nickel**

COATED PEARL #20



Reference

Ex. :

PEA #20 PXX

Use the first 3 letters
of the nailhead name

Choose the size code

Choose the coating
color code

Sizes

Size code	#20
Nailhead Ø ≈	5,4 mm
Max. material thickness for application ≈	2,2 mm
Nailhead protrusion after application ≈	2,2 mm

Coating color code for Pearl #20 only



P01



P02



P03



P04



P05




P06

Pearl #20: 6 standard colors always in stock.
Customizable coating colors available upon MOQ of 50 000 pieces.



FILIGREE



Reference

Ex. :

FIL #XX X

Use the first 3 letters
of the nailhead name

Choose the size code

Choose the plating
color code

Sizes

Size code	#20	#30
Nailhead Ø ≈	5,4 mm	6,4 mm
Max. material thickness for application ≈	1,6 mm	1,85 mm
Nailhead protrusion after application ≈	1,5 mm	1,85 mm

Plating color code



G = Gold



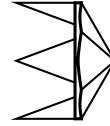
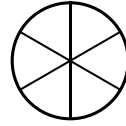
N = Nickel



BN = Black Nickel



HEXAGON



Reference

Ex. :





HEX #XX X

Use the first 3 letters of the nailhead name

Choose the size code

Choose the plating color code

Sizes

				
Size code	#07	#12	#30	#40
Nailhead Ø ≈	2,2 mm	3,4 mm	6,4 mm	8,8 mm
Max. material thickness for application ≈	1,4 mm	1,4 mm	2,4 mm	2,6 mm
Nailhead protrusion after application ≈	1,1 mm	1,9 mm	2,7 mm	2,8 mm

Plating color code



G = Gold



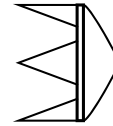

N = Nickel



BN = Black Nickel



SPIKE



Reference





Ex. :

SPI #XX XUse the first 3 letters
of the nailhead name

Choose the size code

Choose the plating
color code

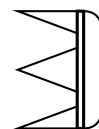
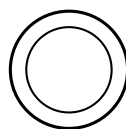
Sizes

				
Size code	#12	#20	#30	#40
Nailhead Ø ≈	3,4 mm	5,4 mm	6,4 mm	8,8 mm
Max. material thickness for application ≈	1,4 mm	1,6 mm	2,2 mm	2,2 mm
Nailhead protrusion after application ≈	1,8 mm	2,6 mm	3,4 mm	4,6 mm

Plating color code

**G = Gold****N = Nickel****BN = Black Nickel**

RINGLET



Reference

Ex. :






RIN #XX X

Use the first 3 letters
of the nailhead name

Choose the size code

Choose the plating
color code

Sizes

					
Size code	#12	#16	#20	#30	#40
Nailhead Ø ≈	3,4 mm	4,2 mm	5,4 mm	6,4 mm	8,8 mm
Max. material thickness for application ≈	1,05 mm	1,35 mm	1,45 mm	1,85 mm	2,5 mm
Nailhead protrusion after application ≈	1,35 mm	1,35 mm	1,65 mm	1,65 mm	1,75 mm

Plating color code



G = Gold



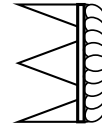
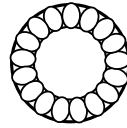
N = Nickel



BN = Black Nickel



CROWN



Reference

Ex. :

CRO #20 X

Use the first 3 letters
of the nailhead name

Choose the size code

Choose the plating
color code

Sizes



Size code

#20

Nailhead Ø ≈

5,4 mm

Max. material thickness
for application ≈

1,45 mm

Nailhead protrusion
after application ≈

1,3 mm

Plating color code



G = Gold



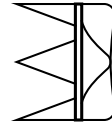
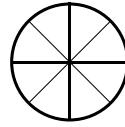
N = Nickel



BN = Black Nickel



FLORENTINE



Reference

Ex. :





FLO #XX X

Use the first 3 letters of the nailhead name

Choose the size code

Choose the plating color code

Sizes

				
Size code	#12	#16	#30	#40
Nailhead Ø ≈	3,4 mm	4,2 mm	6,4 mm	8,8 mm
Max. material thickness for application ≈	1,45 mm	1,5 mm	1,85 mm	1,7 mm
Nailhead protrusion after application ≈	1,4 mm	1,5 mm	1,75 mm	1,85 mm

Plating color code




G = Gold



N = Nickel



BN = Black Nickel



STAR



Reference

Ex. :


STA #40 X

Use the first 3 letters
of the nailhead name

Choose the size code

Choose the plating
color code

Sizes

Size code	 #40
Nailhead Ø ≈	8,8 mm
Max. material thickness for application ≈	1,85 mm
Nailhead protrusion after application ≈	1,45 mm

Plating color code




G = Gold



N = Nickel



BN = Black Nickel






Elevate your designs with our faceted and cabochon pre-set rhinestone studs, expertly crafted in Taiwan from top-quality, lead-free Acrylic stones. Each stone is encased in a brass rim that complies with nickel-free and REACH standards. Ideal for adding a touch of sophistication to any project.

Please contact us for the detailed MOQ.

Stone types

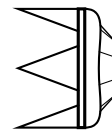
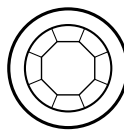

Faceted
rhinestone



Cabochon



FACETED RHINESTONE



Reference

Ex. :

FAC JX X AX-X X

Use the first 3 letters
of the nailhead name




Choose the size code

Choose the rims
plating color code

Choose the acrylic
stone color code

Choose the finishing
code

Sizes

			
Size code	J4.5	J6	J8
Nailhead Ø ≈	4,5 mm	6 mm	8 mm
Max. material thickness for application ≈	2,2 mm	2,2 mm	2,7 mm
Nailhead protrusion after application ≈	1,4 mm	1,8 mm	2,5mm

Rims plating color code



G = Gold



N = Nickel



BN = Black Nickel

Acrylic stone color code



A1-1
Black



A1-2
Crystal



A1-3
Ruby



A1-7
Topaz



A1-9
Aqua blue



A1-10
Green



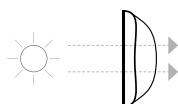
A1-11
Lavender



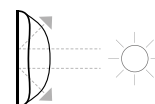
A1-36
Charcoal

Finishing

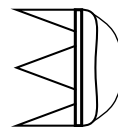
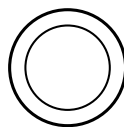
T = transparent



R = reflection



CABOCHON



Reference

Ex. :

CAB

JX

X AX-X




Use the first 3 letters
of the nailhead name

Choose the size code

Choose the rims
plating color code

Choose the acrylic
stone color code

Sizes

			
Size code	J4.5	J6	J8
Nailhead Ø ≈	4,5 mm	6 mm	8 mm
Max. material thickness for application ≈	2,2 mm	2,2 mm	2,7 mm
Nailhead protrusion after application ≈	1,7 mm	2,2 mm	3,7 mm

Rims plating color code



G = Gold



N = Nickel



BN = Black Nickel

Acrylic stone pearly color code



A2-3
Aqua blue



A2-7
Ivory



A2-9
Pink



A3#10
White pearl

Acrylic stone jelly color code



A8-13
Lt. Peach



A8-16
Aqua blue



A8-22
Lt. Pink



A8-30
Jade

Discover effortless crafting with the **Ciao Creation Starter Kit!** Featuring premium single-size studs in two colors along with reusable templates for design. Presented in a convenient eco-friendly 22x15x2,3 cm paper envelope, you can begin your creative journey right away.

Please contact us for the detailed MOQ.

Animal Kit A



Content

1 x Hedgehog template
 1 x Butterfly template
 1 x Elephant template
 230 pcs #20 orange pearl nailheads
 230 pcs #20 nickel pearl nailheads

Product code

SKAKA

Animal Kit B

Content

1 x Rabbit template
 1 x Cat template
 1 x Bear sticker template
 230 pcs #20 purple pearl nailheads
 230 pcs #20 nickel pearl nailheads

Product code

SKAKB



Shape Kit A



Content	1 x Star template 1 x Moon template 1 x Heart template 200 pcs #20 nickel pearl nailheads 200 pcs #20 gold pearl nailheads
Product code	SKSKA

Shape Kit B

Content	1 x Diamond template 1 x Oval template 1 x Circle template 200 pcs #20 nickel pearl nailheads 200 pcs #20 gold pearl nailheads
Product code	SKSKB






Templates are designed to be a guide for the decoration process. Ciao Creation is constantly striving to deliver new exciting collection ideas for an endless crafting experience.

Please contact us for the detailed MOQ.




ANIMAL TEMPLATES




BEAR

Tool required #20
Pattern specs 15,2 x 12,6 cm
Product code ATBE



HEDGEHOG

Tool required #20
Pattern specs 15,2 x 11,8 cm
Product code ATHE



BUTTERFLY

Tool required #20
Pattern specs 16 x 12,6 cm
Product code ATBU



RABBIT

Tool required #20
Pattern specs 12,6 x 12,6 cm
Product code ATRA



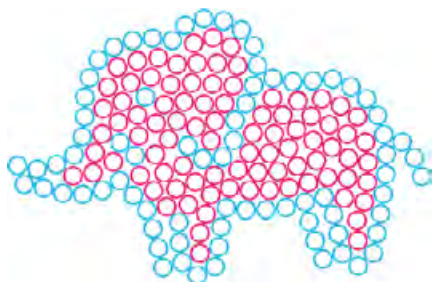
CAT

Tool required #20
Pattern specs 16 x 10,2 cm
Product code ATCA



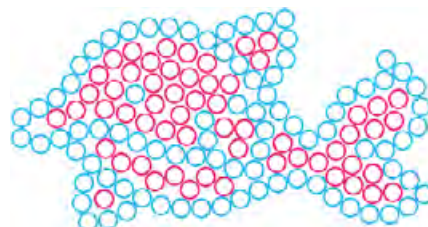
ELEPHANT

Tool required #20
Pattern specs 13,5 x 9,2 cm
Product code ATEL



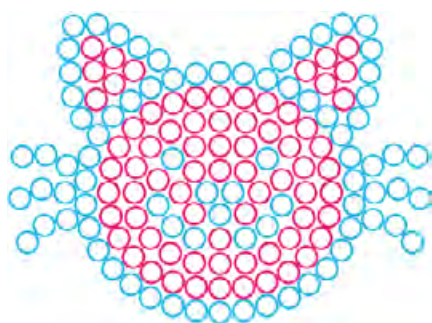
ELEPHANT 2

Tool required #20
Pattern specs 17,5 x 11,5 cm
Product code ATEL2



DOLPHIN

Tool required #20
Pattern specs 17,5 x 9 cm
Product code ATDO



CAT 2

Tool required #20
Pattern specs 14,5 x 11 cm
Product code ATCA2



BUTTERFLY 2

Tool required #20
Pattern specs 14,5 x 11 cm
Product code ATBU2

FRUITS TEMPLATES



STRAWBERRY

Tool required #12 / J6 / J8
Pattern specs 10,5 x 12 cm
Product code FTST



CHERRY

Tool required #12 / J6 / J8
Pattern specs 11 x 12 cm
Product code FTCH



GRAPES

Tool required #12 / J6 / J8
Pattern specs 12,5 x 10 cm
Product code FTGR



WATERMELON

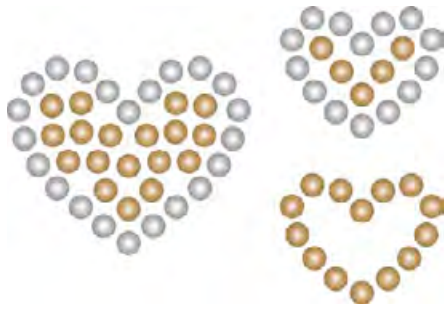
Tool required #12 / J6 / J8
Pattern specs 11 x 10,5 cm
Product code FTWA



ORANGE

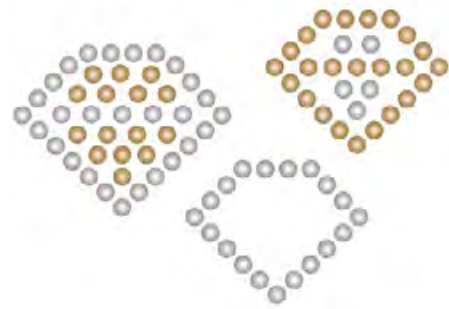
Tool required #12 / J6 / J8
Pattern specs 14 x 11,5 cm
Product code FTOR

PATTERN TEMPLATES



MIXED HEARTS

Tool required	#20
Pattern specs	Large : 8,2 x 6,8 cm Small : 5,5 x 4,5 cm
Product code	PTMH



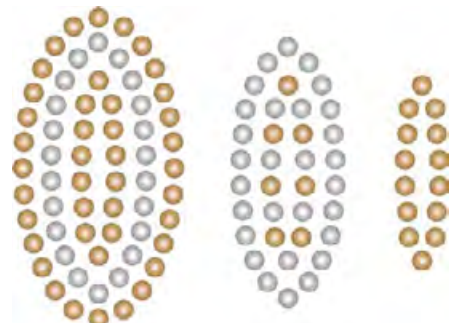
MIXED DIAMONDS

Tool required	#20
Pattern specs	Large : 8,6 x 6,8 cm Small : 7,2 x 5,7 cm
Product code	PTMD



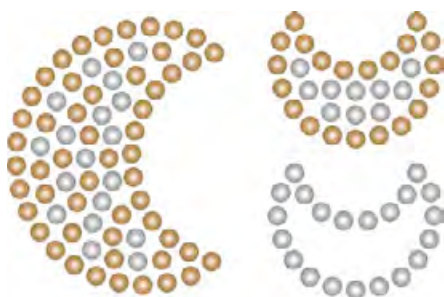
MIXED STARS

Tool required	#20
Pattern specs	Large : 10,5 x 10,5 cm Small : 6,5 x 6,5 cm
Product code	PTMS



MIXED OVALS

Tool required	#20
Pattern specs	Large : 11,4 x 6,1 cm Medium : 9,7 x 4,1 cm Small : 6,9 x 2 cm
Product code	PTMO



MIXED MOONS

Tool required	#20
Pattern specs	Large : 10,3 x 8 cm Small : 6,5 x 5 cm
Product code	PTMM



MIXED CIRCLES

Tool required	#20
Pattern specs	Large : 7,8 x 7,8 cm Small : 5,5 x 5,5 cm
Product code	PTMC




CIRCLES

Tool required #20
Pattern specs 13 x 19,5 cm
Product code PTCI




CIRCLES & LINES

Tool required #20
Pattern specs 12,5 x 19 cm
Product code PTCL



HEARTS 1

Tool required #20
Pattern specs 13 x 19,5 cm
Product code PTH1



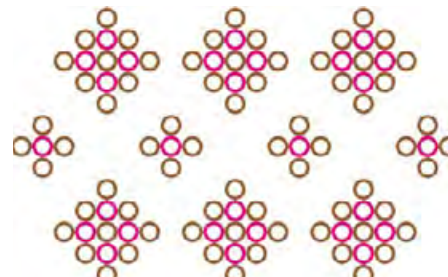
HEARTS 2

Tool required #20
Pattern specs 13 x 16 cm
Product code PTH2



SQUARES

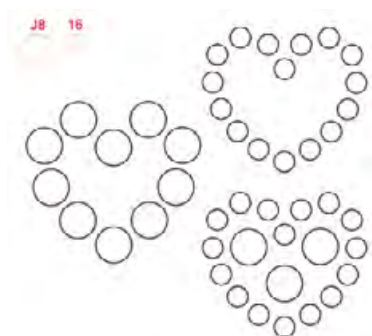
Tool required #20
Pattern specs 12,5 x 20,5 cm
Product code PTSQ



DIAMONDS

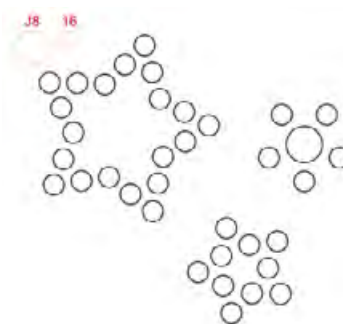
Tool required #20
Pattern specs 13 x 19 cm
Product code PTDI

MULTI TOOL PATTERN TEMPLATES



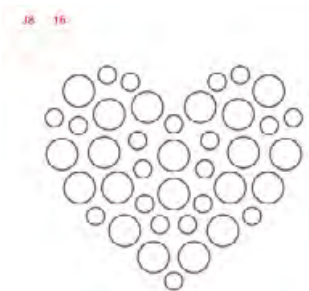
MIXED HEARTS

Tool required #16 / J8
Pattern specs 5,5 x 5,5 cm
Product code MTPTMH



MIXED STARS

Tool required #16 / J8
Pattern specs 5,5 x 5,5 cm
Product code MTPTMS



SINGLE HEART

Tool required #16 / J8
Pattern specs 9 x 9 cm
Product code MTPTSH



SINGLE STAR

Tool required #16 / J8
Pattern specs 9 x 9 cm
Product code MTPTSS



SINGLE DIAMOND

Tool required #16 / J8
Pattern specs 9 x 9 cm
Product code MTPTSD



SINGLE MOON

Tool required #16 / J8
Pattern specs 9 x 5,5 cm
Product code MTPTSM

LETTERS TEMPLATES



ALPHABET - UPPERCASE 1

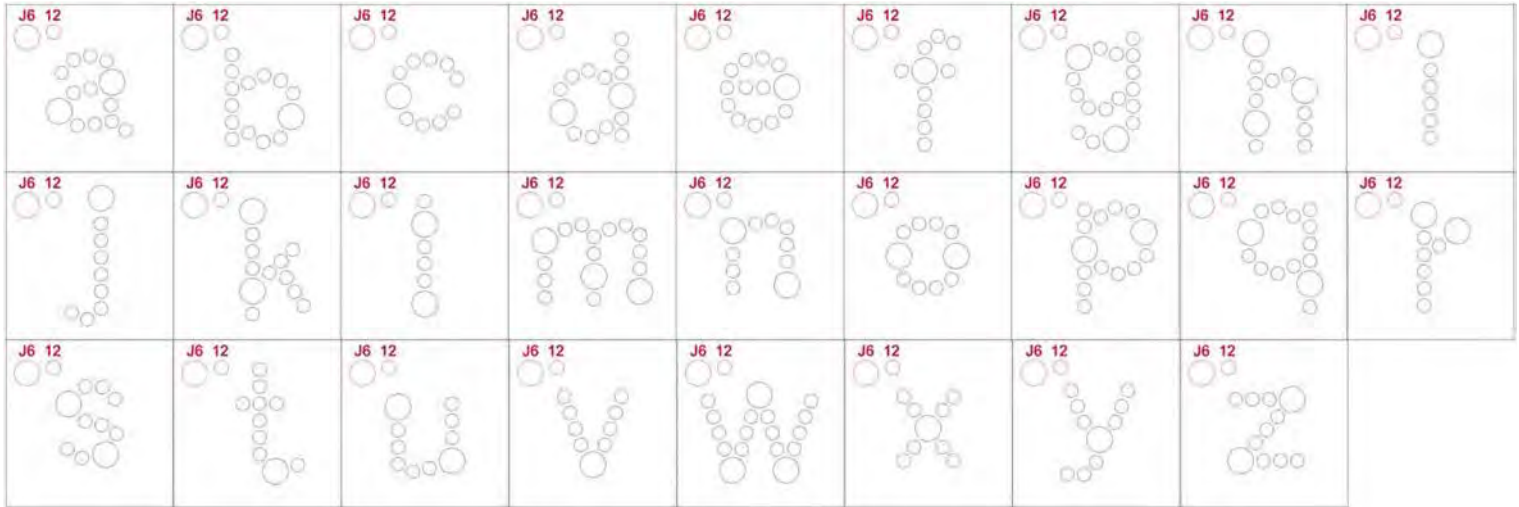
Tool required #16 / J8
Pattern specs 8 x 8 cm
Product code LTAU1



ALPHABET - UPPERCASE 2

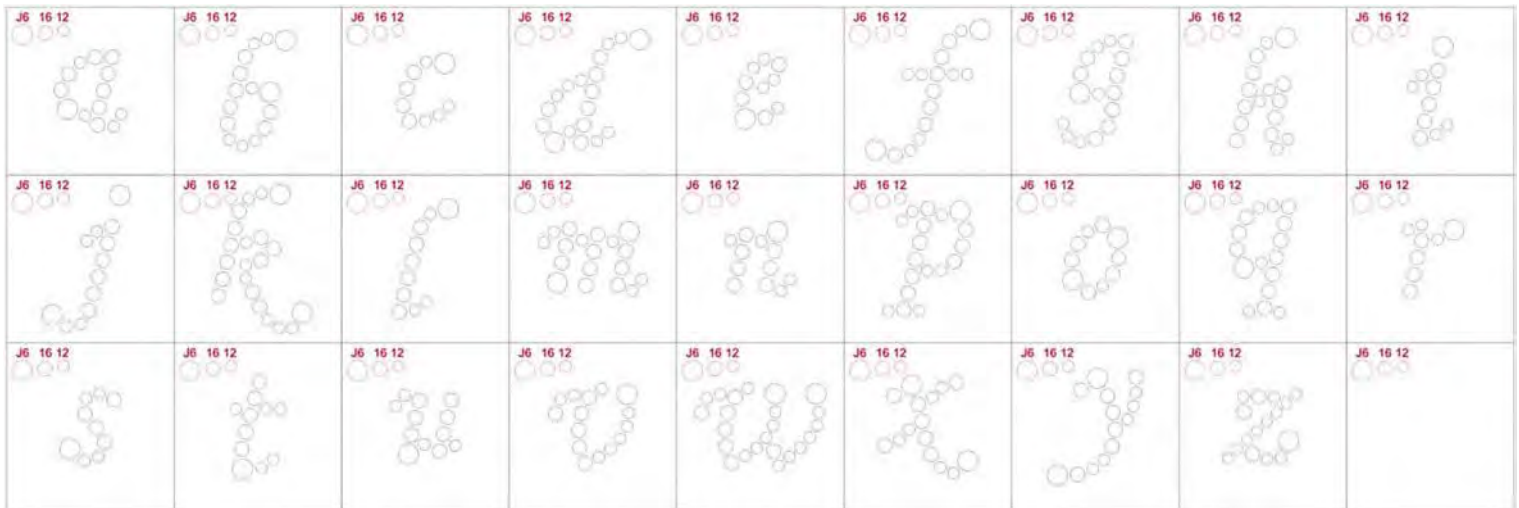
Tool required #16 / J6
Pattern specs 5 x 5 cm
Product code LTAU2





ALPHABET - LOWERCASE 1

Tool required #12 / J6
Pattern specs 3,5 x 3,5 cm
Product code LTAL1



ALPHABET - LOWERCASE 2

Tool required #12 / #16 / J6
Pattern specs 5 x 5 cm
Product code LTAL2



Contact us:

RP-Strategy Europe
www.rp-strategy.com
contact@rp-strategy.com



Rp-Strategy